

	Airbag		Stored gas inflator		Seat belt pretensioner		SRS control unit		Pedestrian protection active system
	Automatic rollover protection system		Gas strut/Preloaded spring		High strength zone		Zone requiring special attention		High voltage component
	Low voltage battery		Ultra capacitor, low voltage		Fuel tank		Gas tank		Safety valve
	High voltage battery pack		High voltage power cable		High voltage disconnect		Fuse box disabling high voltage		Ultra capacitor, high voltage
	Disconnect high voltage device								

1. Identification/ recognition



The electric motor is silent. The OK indicator light on the instrument cluster indicates that the current electric drive system is operational. Wear appropriate PPE.

Brand name front



Brand and model name rear



Charging port



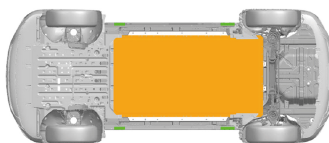
2. Immobilisation/ stabilisation/ lifting



Immobilising vehicle



Block wheels and engage parking brake

Stabilisation-lifting points



 Stabilisation-lifting points
 High voltage battery

3. Disable direct hazards/ safety regulations

Turning off
(Power meter "OFF")




Press the power button without pressing the brake pedal

Deactivating the high-voltage system




Disconnect the 12V low voltage negative pole (in the engine compartment)



Disconnect the connectors (in the engine compartment)

Disconnecting from the charging station (emergency release)



Pull the loop (in the engine compartment)

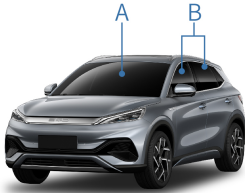


Do not touch, cut or open high-voltage components and high-voltage batteries !
Wear appropriate protective equipment!

In the event of an accident in which the airbags are deployed, the high-voltage system will be automatically deactivated. The high-voltage system is de-energised approximately. 60 seconds after deactivation.

4. Access to the occupants

Glass types



A: Laminated glass
B: Tempered glass

Seat adjustment



Steering column adjustment



Door latches/ command



5. Stored energy/ liquids/ gases/ solids

	 	12V
	 	403.2V
	 	R-1234yf 1100 ± 10g



When there is coolant leakage, the battery pack may become unstable and there is risk of thermal runaway. The battery pack temperature must be checked with a thermal imaging camera.



6. In case of fire



Extinguish the fire using large amounts of water.



BATTERY RE-IGNITION!

7. In case of submersion

After removing the vehicle from the water, shut off the high voltage system (see Chapter 3) and let all water drain out. Appropriate personal protective equipment must be worn during this procedure.

8. Towing/ transportation/ storage

Front hook location



Store at safe distance from other vehicles!



BATTERY RE-IGNITION!

10. Pictogram description

	High voltage warning		Risk of flammability
	Caution		Risk of corrosive material/ substances
	Use IR Camera (thermal imaging)		Risk of acute toxicity
	Bonnet		Risk of damaging human health
	Use water to extinguish the fire		Risk of explosion
	Low temperature warning		Air-conditioning component